

iPROJEX – ICS

Data file structure and contents (XML format)

Version	Date	Author	Modifications description
1.0	2012-05-22	EDP/CC	Initial version
1.1	2012-06-04	EDP/CC	XML symbol updated

Table of Contents

1	Purpose	3
2	Introduction to the business area.....	3
3	XML file structure and contents	4
3.1	Schema	4
3.2	Data fields.....	5
3.2.1	Header info	5
3.2.2	ICS information	5
4	Errors and Warnings	7
4.1	Error messages	7
4.2	Warning messages.....	8
5	Reminder file criteria	9
	ANNEX I – iPROJEX documentation per modules.....	10

1 Purpose

This document is intended to complement the [iPROJEX General User Guide](#) which explains:

- how to use the iPROJEX tool
- the different steps to perform when using iPROJEX (common to all modules)

The aim of this documentation is to give you detailed information on the ICS module (XML format):

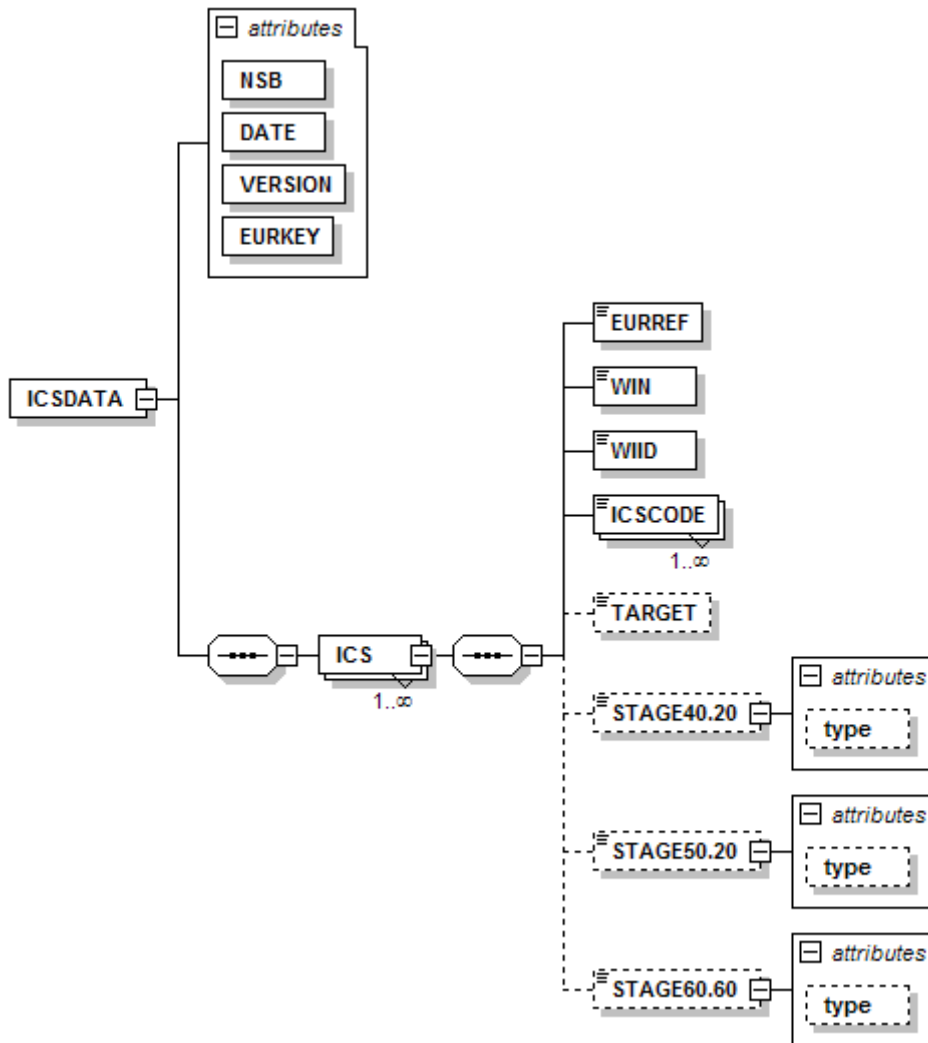
- detailed information on the XML file structure (schema, field names, description...)
- explanation of all error and warning messages (displayed on the screen or included in the log files)
- reminder files criteria

2 Introduction to the business area

DIN is the provider of the ICS classification for European Standards.

3 XML file structure and contents

3.1 Schema



The National Implementation schema (XSD) is available on Livelink : [Guides to CEN IT applications > 02. Exchange of data > iPROJEX.](#)

3.2 Data fields

3.2.1 Header info

Name	Type	Data	Description	Obligation
NSB	String	Organisation name	National member name. Example: DIN...	Compulsory
DATE	Date	Date and time of file	Date and time the file was generated Example: 2012-04-27T11:49:17	Compulsory
VERSION	Integer	Version number	= 1	Compulsory
EURKEY	Integer	Choice of key	The identification of the European Standard is clearly critical for the exchange of data. The data element EURKEY is used to indicate which key your organization is using. Values: 1 = WIID 2 = WIN 3 = EURREF Note: The Reminder file contains these 3 keys and the EURKEY is set by default to the WIID.	Compulsory

3.2.2 ICS information

Name	Type	Data	Description	Obligation
EURREF	String	European standard reference	Examples: EN 15415-2:2012, EN ISO 28399:2011	Compulsory if EURKEY = 3
WIN	String	Work Item number	Examples: 00343064, EC111017, CST02101	Compulsory if EURKEY = 2
WIID	String	Identifier of the European standard	CCMC database surrogate of the WI as provided in PROJEXDATA. Examples: 32129, 28578	Compulsory if EURKEY = 1
ICSCODE	String	ICS code	Examples: 01.020, 47.020.80	Compulsory
TARGET	Date	Target date	Target date for the delivery of the ICS information. For information only. This information does not need to be provided. It is included in this file structure to ensure compatibility with the reminder file.	Optional

2012-06-04

Name	Type	Data	Description	Obligation
STAGE40.20	Date	Stage-code 40.20	Realized or operational plan date for stage-code 40.20.0000. For information only. This information does not need to be provided. It is included in this file structure to ensure compatibility with the reminder file.	Optional
TYPE	String	Type	R = realized or P = operational plan date. For information only. This information does not need to be provided. It is included in this file structure to ensure compatibility with the reminder file.	Optional
STAGE50.20	Date	Stage-code 50.20	Realized or operational plan date for stage-code 50.20.0000. For information only. This information does not need to be provided. It is included in this file structure to ensure compatibility with the reminder file.	Optional
TYPE	String	Type	R = realized or P = operational plan date. For information only. This information does not need to be provided. It is included in this file structure to ensure compatibility with the reminder file.	Optional
STAGE60.60	Date	Stage-code 60.60	Realized or operational plan date for stage-code 60.60.0000. For information only. This information does not need to be provided. It is included in this file structure to ensure compatibility with the reminder file.	Optional
TYPE	String	Type	R = realized or P = operational plan date. For information only. This information does not need to be provided. It is included in this file structure to ensure compatibility with the reminder file.	Optional

4 Errors and Warnings

Reminder:

An **Error** is a problem which will prevent the data record from being loaded into the CCMC database.

A **Warning** does not prevent the data record from being loaded but should be noted and possibly investigated by the user.

4.1 Error messages

Error message	Explanation	Action to be taken
This National Standardization Body does not exist in the CCMC database. Please give correct information.	The member name contained in the file is not valid. This could potentially occur when your organization has recently changed name.	Re-check your organization name and otherwise contact the CCMC Database Unit (dataservice@cencenelec.eu)
No data will be added. NSB indicated in the data file does not correspond to your user profile.	The member name contained in the file is not valid. This could potentially occur when your organization has recently changed name.	Re-check your organization name and otherwise contact the CCMC Database Unit (dataservice@cencenelec.eu)
This WI surrogate does not exist in the CEN Work Programme. Please give correct WI surrogate.	Incorrect WI surrogate (EURKEY = 1)	Check and correct the field 'WIID' before uploading your file.
This WI number does not exist in the CEN Work Programme. Please give correct WI number.	Incorrect WI number (EURKEY = 2)	Check and correct the field 'WIN' before uploading your file.
This European standard reference does not exist in the CEN Work Programme. Please give exact reference.	Incorrect European standard reference (EURKEY = 3)	Check and correct the field 'EURREF' before uploading your file.
The WI surrogate is missing. Please give the information.	Missing compulsory information (EURKEY = 1)	You need to provide the WIID as this is your selected key (EURKEY = 1). Complete this data and reload the file.
The WI number is missing. Please give the information.	Missing compulsory information (EURKEY = 2)	You need to provide the WIN as this is your selected key (EURKEY = 2). Complete this data and reload the file.

Error message	Explanation	Action to be taken
The European standard reference is missing. Please give the information.	Missing compulsory information (EURKEY = 3)	You need to provide the EURREF as this is your selected key (EURKEY = 3). Complete this data and reload the file.
This ICS code is not present in the CCMC database.	The ICS code does not exist in the CCMC database.	Re-check your ICS code or contact CCMC (production@cencenelec.eu)
SYSTEM ERROR	An unexpected error has occurred.	Contact dataservice@cencenelec.eu .

4.2 Warning messages

Warning message	Explanation	Action to be taken
ICS codes have already been allocated to this WI and will be overwritten.	This WI has already one or several ICS codes allocated to it in the CCMC database. The new data will replace the existing ICS info.	No action needed

2012-06-04

5 Reminder file criteria

Criteria You have first to select between generating a reminder file containing the **List of European Standards for which no ICS information has been provided by DIN** (default value), or the **List of all European Standards** irrespective of whether data has been received or not.

Select a module: ICS

Upload Files **Create Reminder Files**

1 Create:

Criteria:

List of European Standards for which no ICS information has been provided by DIN

List of European Standards for which no ICS information has been provided by DIN

List of all European Standards

To:

Date Optional criteria.

You have the possibility to apply an additional criteria based on the start date of the Enquiry/PQ (**Enquiry/PQ starting**) or on the start date of Formal Vote (**Formal Vote starting**) or on the **Date of Availability (DAV)**. By default, no date criteria is applied.

Date:

None

None

Enquiry/PQ starting

Formal Vote starting

Date of Availability (DAV)


From:

e.g. 2011-06-06

To:

e.g. 2011-06-06

Create reminder file









From – To Once the Date criteria is selected, select the **From** and **To** dates by clicking on . A calendar opens. Select the relevant date.

Date:

Formal Vote starting

Format: Xml Compress file

2 Reminder files:

Date	Options	From	To	Format		
2012-05-24	Missing			XML		
2012-05-04	Missing			XML		
2012-05-04	Missing			XML		
2012-04-17	Missing			XML		

From:

e.g. 2011-06-06

To:

e.g. 2011-06-06

Date Selection:

< 2012 > Jun

Su	Mo	Tu	We	Th	Fr	Sa
-	-	-	-	-	-	2
3	4	5	6	7	8	9
10	11	12	13	14	15	16
17	18	19	20	21	22	23
24	25	26	27	28	29	30
-	-	-	-	-	-	-

clear close

Create reminder file

Format The reminder file is only available in **XML** format.

By default, the file will be compressed (zipped) but if you want, you can uncheck the **Compress file** option.

Format: Xml Compress file

Create reminder file

ANNEX I – iPROJEX documentation per modules

Specific documentations are available for all the modules (per format):

National Implementation	iPROJEX - National Implementation - Data file structure and contents (XML format) iPROJEX - National Implementation - Data file structure and contents (XLS format)
ICS	iPROJEX - ICS - Data file structure and contents (XML format)
National Titles	iPROJEX - National Titles - Data file structure and contents (XML format) iPROJEX - National Titles - Data file structure and contents (XLS format)
Technical Body Titles and Scopes	iPROJEX - TB Titles and Scopes - Data file structure and contents (XML format)
Infopro	iPROJEX - Infopro - Data file structure and contents (XML format) iPROJEX - Infopro - Data file structure and contents (XLS format)
Keymark Certificates	iPROJEX - Keymark - Data file structure and contents (XLS format)